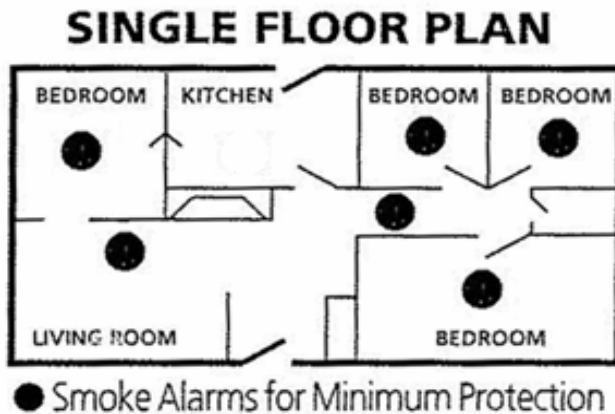


Smoke Detector Installation Guide

One detector must be installed inside of every sleeping area and one outside the sleeping areas.

Figure 1



If there are multiple bedrooms grouped together on the same floor, one smoke detector in the hallway outside of the bedrooms meets the requirements.

If there are one or more rooms separating bedrooms, an additional smoke detector must be installed in the hallway outside of the bedroom to meet the requirement.

See Figure 4, Figure 5 and Figure 6 for wall/ceiling installation placement.

Every level of the Property must be protected even if there are no sleeping areas on that level.

Figure 2



The smoke detector should be placed on the first floor and basement near the stairway to the upper levels to give early warning before smoke could travel to the next floor.

The attic must also have a smoke detector if it is a walk up attic which will be used for purposes other than storage.

Smoke Detector Placement for Walls and Ceilings

Figure 4

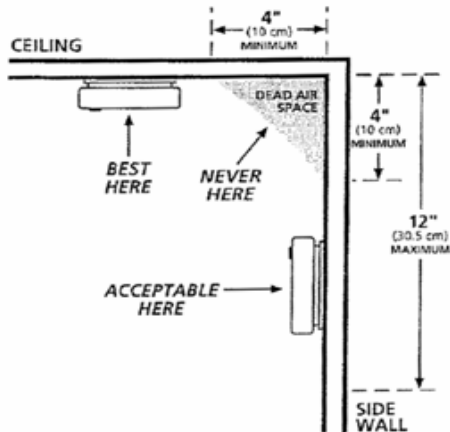
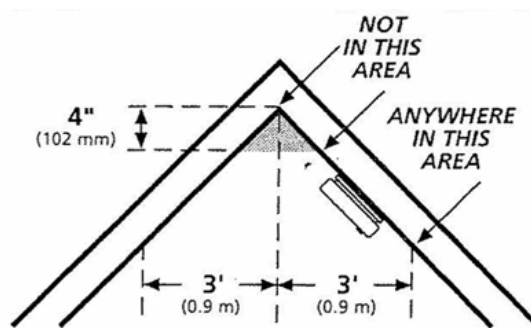


Figure 5



Ceiling mounted detectors must be placed:

- At least 4 inches from any wall
- Away from any ceiling lights, fans or heat vents

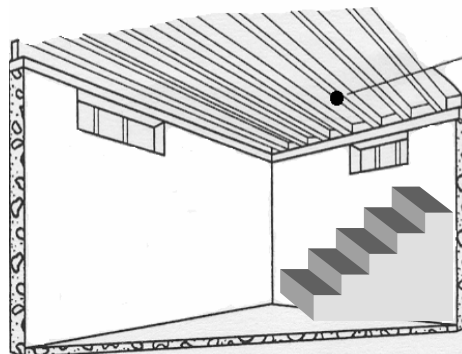
Wall mounted detectors must be placed:

- At least 4 inches down from the ceiling
- The bottom of the smoke detector must not be farther than 12 inches from the ceiling

If there are removable ceiling panels, install the smoke detector on the wall.

Smoke detectors should be installed 10 ft away from bathrooms.

Figure 6



Smoke detector on bottom of joist near stairway

The smoke detector should be installed on the bottom of a floor joist if the ceiling has no drywall or plaster. It should never be placed on the ceiling between floor joists.

Install the smoke detector near the stairway.

Install Smoke Detectors according to the manufacturer's directions. When the manufacturer's directions are confusing or you do not understand where to put a smoke detector because of a special situation, please call the GRAND RAPIDS FIRE PREVENTION BUREAU at (616) 456-3900.